



Kepu Water

Fountain Components

Stainless Steel&Brass Fountain Nozzles, Submersible Fountain Lights,

Underwater Junction Boxes, Fountain Accessories

BRASS FOUNTAIN NOZZLES

H=Height of Nozzle, OD=Outlet Diameter

NOTE: Due to our continuing product improvement program, we reserved the right to change the specifications without notice.

KP-FN-001



Size	Pressure(kpa)	Flow rate(m ³ /h)	Spray height(m)	Height&Outlet(mm)	Effect Pic
1/2"	15-65	0.3-1.5	1.0-4.0	H: 70 OD: 5	
3/4"	15-80	1.0-3.0	1.0-5.0	H: 88 OD: 7	
1"	50-100	2.0-4.0	3.0-6.0	H: 106 OD: 9	
1 1/4"	50-150	3.0-6.0	3.0-7.0	H: 190 OD: 12	
1 1/2"	50-150	3.0-6.0	3.0-7.0	H: 180 OD: 12	
2"	50-200	5.0-8.0	3.0-8.0	H: 215 OD: 14	
2 1/2"	70-250	10.0-25.0	3.5-15.0	H: 370 OD: 22	
3"	70-330	10.0-40.0	3.5-20.0	H: 400 OD: 28	
4"	80-400	10.0-60.0	3.5-25.0	H: 412 OD: 30	

KP-FN-002



Size	Pressure(kpa)	Flow rate(m ³ /h)	Spray height(m)	Height&Outlet(mm)	Effect Pic
1/8"	15-35	0.2-0.4	0.3-0.6	H: 44 OD: 3	
1/4"	15-35	0.2-0.5	0.3-1.0	H: 54 OD: 4	
3/8"	15-35	0.2-1.0	0.5-1.5	H: 73 OD: 5.5	
1/2"	15-65	0.3-1.5	1.0-4.0	H: 85 OD: 7/8	
3/4"	15-80	1.0-3.0	1.0-5.0	H: 93 OD: 9	
1"	50-100	2.0-4.0	3.0-6.0	H: 116, OD: 14/12	
1 1/2"	50-150	3.0-6.0	3.0-7.0	H: 165, OD: 17	
2"	50-200	5.0-8.0	3.0-8.0	H: 210, OD: 20	

KP-FN-003



Size	Pressure(kpa)	Flow rate(m ³ /h)	Spray height(m)	Height&Outlet(mm)	Effect Pic
1/2"	15-65	0.3-1.5	1.0-4.0	H: 90, OD: 6	
3/4"	15-80	1.0-3.0	1.0-5.0	H: 100, OD: 7	
1"	50-100	2.0-4.0	3.0-6.0	H: 115, OD: 9	
1 1/2"	50-150	3.0-6.0	3.0-7.0	H: 150, OD: 12	
2"	50-200	5.0-8.0	3.0-8.0	H: 175, OD: 14	


KP-FN-004



Size	Pressure(kpa)	Flow rate(m ³ /h)	Spray height(m)	Height&Outlet(mm)	Effect Pic
1"	50-200	6-12	1.5-5.5	H: 205, OD: 28	
1 1/2"	50-200	10-15	2.0-7.0	H: 285, OD: 40	


KP-FN-005



Size	Pressure(kpa)	Flow rate(m ³ /h)	Spray height(m)	Covering dia.(m)	Effect Pic
1/2"	15-30	1.5	0.20	0.3	
3/4"	15-30	1.5	0.25	0.5	
1"	20-35	2.0	0.25	0.6	
1 1/2"	20-35	3.0	0.40	1.0	
2"	35-70	5.0	0.50	1.2	
2 1/2"	40-100	10.0	0.50	1.6	


KP-FN-006



Size	Pressure(kpa)	Flow rate(m ³ /h)	Spray height(m)	Covering dia.(m)	Effect Pic
1"	20-35	2.0	0.3	0.6	
1 1/2"	20-35	3.0-4.0	0.4	0.9	
2"	35-70	3.0-5.0	0.4	1.2	


KP-FN-007



Size	Pressure(kpa)	Flow rate(m ³ /h)	Spray height(m)	Height&Outlet(mm)	Effect Pic
1"	35	8	1.5	H: 120	
1 1/2"	65	10	1.8	H: 130	
2"	80	13	2.0	H: 143	


KP-FN-008



Size	Pressure(kpa)	Flow rate(m ³ /h)	Spray height(m)	Covering dia.(m)	Effect Pic
1"	20-35	3.0	0.25	0.5	
1 1/2"	20-35	4.0	0.40	0.6	
2"	35-70	7.0	0.50	1.0	


KP-FN-009



Size	Pressure(kpa)	Flow rate(m ³ /h)	Spray height(m)	Covering dia.(m)	Effect Pic
1/2"	15-30	1.0	0.20	0.3	
3/4"	15-30	2.0	0.25	0.5	
1"	20-35	3.0	0.25	0.6	
1 1/2"	20-35	4.0	0.40	1.0	
2"	35-70	7.0	0.50	1.5	


KP-FN-010(small body)



Size	Pressure(kpa)	Flow rate(m ³ /h)	Spray height(m)	Height&Outlet(mm)	Effect Pic
1/2"	50	2.5	0.2-0.6	H: 100, OD: 2.5*40	
3/4"	50	2.5	0.2-0.6	H: 100, OD: 2.5*40	
1"	30-80	6-22	0.3-0.8	H: 150, OD: 2.5*65	
1 1/2"	30-80	12-28	0.3-1.0	H: 150, OD: 2.5*65	
2"	30-80	15-41	0.3-1.3	H: 160, OD: 2.5*65	


KP-FN-010(big body)



Size	Pressure(kpa)	Flow rate(m³/h)	Spray height(m)	Height&Outlet(mm)	Effect Pic
1"	30-80	7.5-25	0.3-0.9	H: 130, OD: 4*135	
1 1/2"	30-80	14-30	0.3-1.2	H: 185, OD: 4*135	
2"	30-80	15-41	0.3-1.4	H: 205, OD: 4*135	


KP-FN-011



Size	Pressure(kpa)	Flow rate(m³/h)	Spray height(m)	Height&Outlet(mm)	Effect Pic
3/4"	50	2.5	0.2-0.6	OD: 4*64	
1"	30-80	8-22	0.3-0.8	OD: 4*88	
1 1/2"	30-80	12-28	0.5-1.0	OD: 4*118	


KP-FN-012



Size	Pressure(kpa)	Flow rate(m³/h)	Spray height(m)	Height&Outlet(mm)	Effect Pic
3/4"	50	2.8	0.2-0.7	H: 85, OD: 4*64	
1"	30-80	6-22	0.3-0.9	H: 110, OD: 4*88	
1 1/2"	30-80	12-28	0.3-1.2	H: 145, OD: 4*118	


KP-FN-013



Size	Pressure(kpa)	Flow rate(m³/h)	Spray height(m)	Height&Outlet(mm)	Effect Pic
1"	50-150	6.5-13.5	2-4	H: 195, OD: 5*6	
1 1/2"	50-200	7.5-19.5	2-5	H: 250, OD: 5*6	
2"	50-200	7.5-19.5	2-5	H: 270, OD: 5*6	


KP-FN-014



Size	Pressure(kpa)	Flow rate(m³/h)	Spray height(m)	Height&Outlet(mm)	Effect Pic
1/2"	15-65	0.3-1.5	1.0-4.0	H: 86, OD: 5	
3/4"	15-80	1.0-3.0	1.0-5.0	H: 110, OD: 7	
1"	50-100	2.0-4.0	3.0-6.0	H: 120, OD: 9	
1 1/2"	50-150	3.0-6.0	3.0-7.0	H: 165, OD: 16	


KP-RC-001



Size	Pressure(kpa)	Flow rate(m³/h)	Spray height(m)	Height&Outlet(mm)	Effect Pic
M10	15-35	0.2-0.5	0.3-1.0	H: 84, OD: 4	

KP-RC-004,005



Size	Pressure(kpa)	Flow rate(m³/h)	Spray height(m)	Height&Outlet(mm)	Effect Pic
M6				H: 45, OD: 1.0	
M8				H: 45, OD: 1.4	
M10				H: 49, OD: 3.0	
M12				H: 50, OD: 4.0	

KP-RC-006



Size	Pressure(kpa)	Flow rate(m³/h)	Spray height(m)	Height&Outlet(mm)	Effect Pic
M10	15-35	0.2-1.0	0.5-1.5	H: 40, OD: 4	

KP-FN-015



Size	Pressure(kpa)	Flow rate(m³/h)	Spray height(m)	Height&Outlet(mm)	Effect Pic
1/4"	15	2.0	0.7	H: 42	
1/2"	35	3.0	1.3	H: 60	
3/4"	40	5.0	1.5	H: 70	
1"	40	7.0	1.5	H: 105	
1 1/2"	60	10.0	1.8	H: 110	
2"	80	12.0	2.0	H: 120	

KP-RC-011



Size	Pressure(kpa)	Flow rate(m³/h)	Spray height(m)	Height&Outlet(mm)	Effect Pic
M10				H: 58, OD: 4	

KP-FN-017



Size	Pressure(kpa)	Flow rate(m³/h)	Spray height(m)	Height&Outlet(mm)	Effect Pic
1/4"	40	2.0	0.5	H: 28	
1/2"	40	3.0	1.0	H: 44	
3/4"	40	5.0	1.2	H: 47	
1"	40	7.0	1.5	H: 85	
1 1/2"	60	10.0	1.8	H: 86	
2"	80	12.0	2.0	H: 87	

KP-FN-018



Size	Pressure(kpa)	Flow rate(m³/h)	Spray height(m)	Height&Outlet(mm)	Effect Pic
1"	40	7.0	2.3	H: 105, OD: 5, 4, 6	
1 1/2"	40	10.0	2.5	H: 110, OD: 5, 4, 7	


KP-FN-019



Size	Pressure(kpa)	Flow rate(m³/h)	Spray height(m)	Height&Outlet(mm)	Effect Pic
1"	25-100	2.1-4.3	1.0-4.0	H: 150, OD: 4+5	
1 1/2"	25-150	5.1-12.7	1.0-6.0	H: 165, OD: 5+6	
2"	25-165	6.9-22.0	1.0-8.0	H: 180, OD: 5+6	


KP-FN-020



Size	Pressure(kpa)	Flow rate(m³/h)	Spray height(m)	Height&Outlet(mm)	Effect Pic
1"	70	21	3.5	H: 130, OD: 4	
1 1/2"	100	29	6.9	H: 180, OD: 8+10	
2"	180	38	7.5	H: 190, OD: 8+10	
2 1/2"	240	47	10.0	H: 255, OD: 10+12	
3"	330	58	13.0	H: 260, OD: 10+12	


KP-FN-021



Size	Pressure(kpa)	Flow rate(m³/h)	Spray height(m)	Height&Outlet(mm)	Effect Pic
1"	60-80	3-5	1.0	16 rods, 200mm length	
1 1/2"	80-100	5-8	1.5	26 rods, 300mm length	
2"	80-100	10-15	1.8	46 rods, 400mm length	
3"	80-100	30-40	2.3	52 rods, 600mm length	


KP-FN-022



Size	Pressure(kpa)	Flow rate(m³/h)	Spray height(m)	Height&Outlet(mm)	Effect Pic
1"	30-40	3.5-14.0	1.0-1.8	OD: 8	
1 1/2"	30-55	4.8-20.0	1.0-3.3	OD: 8	
2"	50-70	5.5-30.0	2.0-4.5	OD: 8	


KP-FN-023



Size	Pressure(kpa)	Flow rate(m³/h)	Spray height(m)	Height&Outlet(mm)	Effect Pic
1/2"	40-80	2.2-4.0	1.5-3.0	H: 110, OD: 4	
3/4"	40-80	2.2-4.5	1.5-3.0	H: 110, OD: 4	
1"	40-100	3.4-8.5	2.0-4.0	H: 155, OD: 6	
1 1/2"	40-120	5.7-11.0	2.3-5.5	H: 160, OD: 7	
2"	40-150	14.5-25.5	2.7-7.0	H: 210, OD: 8	


KP-RC-012



Size	Pressure(kpa)	Flow rate(m³/h)	Spray height(m)	Height&Outlet(mm)	Effect Pic
M10				H: 68, OD: 4	


KP-FN-025



Size	Pressure(kpa)	Flow rate(m³/h)	Spray height(m)	Height&Outlet(mm)	Effect Pic
1"	80-100	5-10	1.0	30 rods, 200mm length	
1 1/2"	80-100	8-15	1.5	41 rods, 300mm length	
2"	80-100	20-25	1.8	65 rods, 400mm length	
3"	80-100	40-50	2.3	105 rods, 600mm length	


KP-FN-026



Size	Pressure(kpa)	Flow rate(m³/h)	Spray height(m)	Height&Outlet(mm)	Effect Pic
1"	50-150	3-5	0.5-3.0	H: 155, OD: 20	
1 1/2"	50-150	5-10	1.5-5.0	H: 190, OD: 30	
2"	60-160	6-15	1.5-6.5	H: 210, OD: 30	


KP-FN-027



Size	Pressure(kpa)	Flow rate(m³/h)	Spray height(m)	Height&Outlet(mm)	Effect Pic
1/2"	70-250	0.8-1.8	1.0-2.3	H: 37, OD: 3	
3/4"	100-300	1.0-2.3	1.0-2.8	H: 41, OD: 4	
1"	100-400	1.2-2.3	1.0-3.2	H: 55, OD: 5	
1 1/2"	200-400	1.0-3.8	1.0-3.5	H: 58, OD: 8	


KP-FN-028



Size	Pressure(kpa)	Flow rate(m³/h)	Spray height(m)	Height&Outlet(mm)	Effect Pic
1/2"	40	3	1.8	H: 90, OD: 10	
3/4"	40-200	2-4	1-4	H: 90, OD: 10	
1"	40-200	6-10	1-6	H: 140, OD: 11	
1 1/2"	50-300	8-13	1-8	H: 185, OD: 16	
2"	50-400	12-25	1-10	H: 200, OD: 21	
2 1/2"	50-450	21-50	1-12	H: 320, OD: 20	
3"	50-450	21-50	1-12	H: 340, OD: 25	


KP-FN-029



Size	Pressure(kpa)	Flow rate(m³/h)	Spray height(m)	Height&Outlet(mm)	Effect Pic
1/2"	50-100	1.5-3.0	0.15-0.3	H: 110, OD: 10	
3/4"	50-100	2.0-5.0	0.2-0.35	H: 110, OD: 10	
1"	50-100	3.5-8.0	0.3-0.5	H: 135, OD: 12	
1 1/2"	50-100	10.0-18.0	0.4-0.8	H: 155, OD: 13	
2"	60-150	17.0-25.0	0.4-0.8	H: 175, OD: 16	
2 1/2"	100-200	20.0-35.0	0.5-1.0	H: 185, OD: 26	
3"	100-200	25.0-47.0	0.5-1.2	H: 190, OD: 30	
4"				H: 210, OD: 35	

KP-FN-030



Size	Pressure(kpa)	Flow rate(m³/h)	Spray height(m)	Height&Outlet(mm)	Effect Pic
1/2"	50-100	1.5-3.0	0.15-0.3	H: 110, OD: 10	
3/4"	50-100	2.0-5.0	0.2-0.35	H: 110, OD: 10	
1"	50-100	3.5-8.0	0.3-0.5	H: 140, OD: 12	
1 1/2"	50-100	10.0-18.0	0.4-0.8	H: 155, OD: 14	
2"	60-150	17.0-25.0	0.4-0.8	H: 180, OD: 16	
2 1/2"	100-200	20.0-35.0	0.5-1.0	H: 200, OD: 22	
3"	100-200	25.0-47.0	0.5-1.2	H: 220, OD: 25	

KP-FN-031



Size	Pressure(kpa)	Flow rate(m ³ /h)	Spray height(m)	Height&Outlet(mm)	Effect Pic
1/2"	50-100	1.5-3.0	0.15-0.3	H: 60, OD: 10	
3/4"	50-100	2.0-5.0	0.2-0.35	H: 74, OD: 12	
1"	50-100	3.5-8.0	0.3-0.5	H: 85, OD: 16	
1 1/2"	50-100	10.0-18.0	0.4-0.8	H: 105, OD: 17.5	
2"	60-150	17.0-25.0	0.4-0.8	H: 126, OD: 19	

KP-FN-032



Size	Pressure(kpa)	Flow rate(m ³ /h)	Spray height(m)	Height&Outlet(mm)	Effect Pic
1"	50-100	2.0-4.0	3.0-6.0	H: 140, OD: 10	

KP-FN-033



Size	Pressure(kpa)	Flow rate(m ³ /h)	Spray height(m)	Height&Outlet(mm)	Effect Pic
1"	30-120	8-17	1.0-5.0	H: 120, OD: 5	
1 1/2"	40-140	12-24	1.5-6.0	H: 155, OD: 9+10	
2"	60-180	15-40	2.0-8.0	H: 165, OD: 9+10	
2 1/2"	60-200	16-45	2.0-9.0	H: 210, OD: 9+10	
3"	60-200	16-45	2.0-9.0	H: 210, OD: 9+10	

KP-FN-034



Size	Pressure(kpa)	Flow rate(m ³ /h)	Spray height(m)	Height&Outlet(mm)	Effect Pic
1 1/2"	25-85	5.0-13.0	1.0-5.5	H: 120, OD: 4	

KP-FN-035



Size	Pressure(kpa)	Flow rate(m ³ /h)	Spray height(m)	Height&Outlet(mm)	Effect Pic
1"	20-50	1.0-1.5	1.5-4.0	H: 130, OD: 4	
1 1/2"	20-80	1.2-2.2	1.5-5.0	H: 190, OD: 4	
2"					

KP-FN-036



Size	Pressure(kpa)	Flow rate(m ³ /h)	Spray height(m)	Height&Outlet(mm)	Effect Pic
1/2"	5-8	1.0	0.20	H: 150	
3/4"	5-8	2.0	0.25	H: 168	
1"	5-8	3.0	0.25	H: 175	
1 1/2"	6-10	4.0	0.40	H: 190	

KP-FN-037



Size	Pressure(kpa)	Flow rate(m³/h)	Spray height(m)	Height&Outlet(mm)	Effect Pic
3/4"	80-150	2-3	1.0-2.0	H: 125, OD: 4	
1"	100-200	3-6	1.5-3.0	H: 155, OD: 5	
1 1/2"	150-280	5-8	1.8-4.0	H: 170, OD: 6	
2"	150-300	5-10	1.8-5.0	H: 190, OD: 6	

KP-FN-038



Size	Pressure(kpa)	Flow rate(m³/h)	Spray height(m)	Height&Outlet(mm)	Effect Pic
1/2"	60-100	2-4	0.5-2.0	H: 150, OD: 18	
3/4"	80-100	4-7	1.0-3.0	H: 160, OD: 23	
1"	80-150	6-10	1.5-4.0	H: 190, OD: 28	
1 1/2"	80-200	10-15	2.0-5.0	H: 210, OD: 30	

KP-FN-039



Size	Pressure(kpa)	Flow rate(m³/h)	Spray height(m)	Height&Outlet(mm)	Effect Pic
DN100	330-830	73-118	20-50	OD: 30	
DN100	330-100	105-208	20-80	OD: 38	
DN150	330-1350	144-290	20-80	OD: 45	
DN150	330-1650	186-401	20-100	OD: 50	
DN200	300-2000	291-673	20-120	OD: 63	

KP-FN-040



Size	Pressure(kpa)	Flow rate(m³/h)	Spray height(m)	Height&Outlet(mm)	Effect Pic
1"	80-100	4.0-7.0	1.0-6.0	H: 160, OD: 30	
1 1/2"	80-150	4.0-8.0	1.0-8.0	H: 200, OD: 42	

KP-FN-041



Size	Pressure(kpa)	Flow rate(m³/h)	Spray height(m)	Height&Outlet(mm)	Effect Pic
3/4"	50-150	2.7-3.8	1.5-5.0	H: 150, OD: 19	
1"	60-180	3.6-6.0	2.0-7.0	H: 175, OD: 21	
1 1/2"	60-200	6.0-18.0	2.0-8.0	H: 180, OD: 31	


KP-FN-042



Size	Pressure(kpa)	Flow rate(m³/h)	Spray height(m)	Height&Outlet(mm)	Effect Pic
3/4"	50-150	0.3-7.3	0.25-6.0	H: 54, OD: 9.5/6.5	


KP-FN-043



Size	Pressure(kpa)	Flow rate(m³/h)	Spray height(m)	Height&Outlet(mm)	Effect Pic
1"	50-150	0.3-7.3	0.25-6.0	H: 54, OD: 9.5/6.5	


KP-FN-044



Size	Pressure(kpa)	Flow rate(m³/h)	Spray height(m)	Height&Outlet(mm)	Effect Pic
1"	20-50	1.5-2.5	1.5-4.0	H: 130	
1 1/2"	20-80	2.0-3.5	1.5-5.0	H: 190	
2"				H: 210	


KP-FN-045



Size	Pressure(kpa)	Flow rate(m³/h)	Spray height(m)	Height&Outlet(mm)	Effect Pic
1"	60-180	3.6-6.0	2.0-7.0	H: 145, OD: 21	
1 1/2"	60-200	6.0-18.0	2.0-8.0	H: 155, OD: 31	
2"	60-280	7.0-28.0	2.0-10.0	H: 200, OD: 42	


KP-FN-085



Size	Pressure(kpa)	Flow rate(m³/h)	Spray height(m)	Height&Outlet(mm)	Effect Pic
1"				H: 54, OD: 5	


KP-FN-086



Size	Pressure(kpa)	Flow rate(m³/h)	Spray height(m)	Height&Outlet(mm)	Effect Pic
1"				H: 54, OD: 2.5	


KP-FN-087



Size	Pressure(kpa)	Flow rate(m³/h)	Spray height(m)	Height&Outlet(mm)	Effect Pic
1"	40-80	2.2-4.5	1.5-3.0		


KP-FN-088(wider body, 147mm×7mm)



Size	Pressure(kpa)	Flow rate(m³/h)	Spray height(m)	Height&Outlet(mm)	Effect Pic
1"				W: 147, OD: 7	


KP-FN-105



Size	Pressure(kpa)	Flow rate(m³/h)	Spray height(m)	Height&Outlet(mm)	Effect Pic
1"					


KP-FN-103



Size	Pressure(kpa)	Flow rate(m³/h)	Spray height(m)	Height&Outlet(mm)	Effect Pic
1"					
1 1/2"					


KP-FN-108




Size	Pressure(kpa)	Flow rate(m³/h)	Spray height(m)	Height&Outlet(mm)	Effect Pic
4"					


KP-FN-109



Size	Pressure(kpa)	Flow rate(m³/h)	Spray height(m)	Height&Outlet(mm)	Effect Pic
1/2"	15-65	0.3-1.5	1.0-4.0	H: 90, OD: 6	
3/4"	15-80	1.0-3.0	1.0-5.0	H: 100, OD: 7	
1"	50-100	2.0-4.0	3.0-6.0	H: 115, OD: 9	

KP-RC-002



Size	Pressure(kpa)	Flow rate(m³/h)	Spray height(m)	Height&Outlet(mm)	Effect Pic
2mm	Rain Curtain Cord				
2.5mm					
3mm					

Wall Fountain Spouts

KP-FS-001


Antique Brass



Size	Pressure(kpa)	Flow rate(m³/h)	Spray height(m)	Height&Outlet(mm)	Effect Pic
1 1/2"	Flow rate: 10-20 GPM				

KP-FS-002

Antique Brass



Size	Pressure(kpa)	Flow rate(m³/h)	Spray height(m)	Height&Outlet(mm)	Effect Pic
1 1/2"	Flow rate: 5-15 GPM				

KP-FS-003

Antique Brass



Size	Pressure(kpa)	Flow rate(m³/h)	Spray height(m)	Height&Outlet(mm)	Effect Pic
1 1/2"	Flow rate: 5-15 GPM				

KP-FS-004

Antique Brass



Size	Pressure(kpa)	Flow rate(m³/h)	Spray height(m)	Height&Outlet(mm)	Effect Pic
1 1/2"	Flow rate: 10-20 GPM				

KP-FS-001

Powder Coating Black



Size	Pressure(kpa)	Flow rate(m³/h)	Spray height(m)	Height&Outlet(mm)	Effect Pic
1 1/2"	Flow rate: 10-20 GPM				

KP-FS-003

Powder Coating Black



Size	Pressure(kpa)	Flow rate(m³/h)	Spray height(m)	Height&Outlet(mm)	Effect Pic
1 1/2"	Flow rate: 5-15 GPM				

KP-FS-004

Powder Coating Black



Size	Pressure(kpa)	Flow rate(m³/h)	Spray height(m)	Height&Outlet(mm)	Effect Pic
1 1/2"	Flow rate: 10-20 GPM				

KP-FS-005

Powder Coating Black



Size	Pressure(kpa)	Flow rate(m³/h)	Spray height(m)	Height&Outlet(mm)	Effect Pic
1 1/2"	Flow Rate: 600 GPH				

KP-FS-006

Powder Coating Black



Size	Pressure(kpa)	Flow rate(m³/h)	Spray height(m)	Height&Outlet(mm)	Effect Pic
1 1/2"	Flow Rate: 600 GPH				